



COMPLETE ABRASIVE SOLUTIONS



CONSTRUCTION & WOODWORK

2025

ABOUT CUMI



4 BUSINESS
VERTICALS



ISO CERTIFIED
MFG. LOCATION



OVER 20,000
PRODUCTS



PRESENCE IN
6 CONTINENTS



SOLD IN OVER
40+ COUNTRIES



Global Leader in Abrasives

Carborundum Universal Limited (CUMI) founded in 1954, is a pioneer in the manufacture of coated abrasives and bonded abrasives in India in addition to Super Refractories, Electro Minerals, Industrial Ceramics. It is a part of the Murugappa Group of companies.

Through value chain integration, CUMI has evolved into a mines-to-market company with operations encompassing mining, power generation, fusion, manufacturing, marketing and distribution.



Making a Material Difference, Since 1954.

Empowering Millions everyday to design, create, and finish with perfection

ABRASIVE SOLUTIONS FOR EVERY SURFACE

Before



After

Perfect Finish!

Before



After

Perfect Cut!



SURFACES, SIMPLIFIED.

SANDING SHEETS

STEARATED SHEETS

Non-dust loading sheets are best suited for sanding fillers, sealers, melamine, and PU coatings.

SUKHA SHEETS

A fast-sanding solution for dry sanding on walls, wood, laminates, filler & sealers.

WATERPROOF SHEETS


Versatile sheets designed for both wet and dry conditions, making them ideal for sanding walls, wood, hard filler & primer automobile body work.

SHEETS		PRODUCT SELECTION CHART					
Product	WOOD			WALL	METAL		
	Sanding / Polishing	Contour Sanding	Finishing PU/ Melamine	Putty Sanding	De-Rusting	Hard Filler Sanding	Finishing Steel / SS
							
Jawan WPP Sheets	●	●		●	●	●	●
Ajax WPP Sheets	●	●		●	●	●	●
Sandmaster Deco WPP Sheets	○	○		●	○		○
Warrior Plus WPP Sheets	●	●		●	●	●	●
Ajax Sukha Dry Sheets	●	●		●			
Appu Sukha Dry Sheets	●	●		●			
CUMI Stearated Sheets	●	●	●	○		●	
CUMI CL 577+ Latex Sheets			●	○	●	●	●
CUMI CL 577 Latex Sheets			●	●	●	●	●
CUMI CL 577 Microfine Sheets			●				●

● Most Suitable ○ Suitable



SANDING SHEETS



Scan to watch Video



Better Area Coverage



Fast Action



Uniform Finish

WATER PROOF SHEETS

JAWAN - WATER PROOF SHEETS

Best ★★★★★

Features & Benefits

- Premium sharp grains for fast action and an excellent finish.
- Superior flexible bond makes the paper tear-resistant and enhances area coverage.
- Strong paper backing provides better grip and minimises heat transfer to hands.
- Versatile application- Ideal for hand sanding on paint, filler, and automobile bodywork.

Available Grit



WET & DRY

AJAX - WATER PROOF SHEETS

Best ★★★★★

Features & Benefits

- Premium sharp grains for fast action and a uniform finish, ideal for wall & wood sanding.
- Special bond ensures tear resistance and enhances area coverage.
- Strong paper backing provides better grip and minimises heat transfer to hands.

Available Grit



WET & DRY

SANDMASTER DECO - WATER PROOF SHEETS

Good ★★☆☆☆

Features & Benefits

- Tough grains ensure fast cutting action.
- Less dust loading - Just tap and sand.
- Flexible bond makes paper suitable for sanding curves and contours.

Available Grit




WARRIOR PLUS - WATER PROOF SHEETS

Good ★★☆☆☆

Features & Benefits

- Premium grains deliver fast cut and uniform finish.
- Ideal for Wall, Auto After, Marble Polishing Application.
- Less dust loading on paper - Just tap and sand.

Available Grit



DRY SHEETS


AJAX SUKHA SHEETS

Better ★★☆☆☆

Features & Benefits

- Unique design minimizes dust loading.
- Tough grains ensure fast sanding and a uniform finish.
- Thick paper backing provides better grip for easy sanding on walls and wood.

Available Grit




APPU SUKHA SHEETS

Better ★★☆☆☆

Features & Benefits

- Sharp grains enable fast sanding.
- Strong bond provides better area coverage.
- Flexible paper ensures comfortable sanding of curves & contours.

Available Grit:



New!



STEARATED SHEETS

CUMI STEARATED SHEETS

Better ★★★★★

Features & Benefits

- Special coating on premium paper – Arrests heat & prevents dust clogging.
- Unique grain – bond combination for uniform cutting and premium finish.
- Smooth paper for better flexibility – Suitable for sanding contours.

Available Grit



New!



CUMI

CUMI SHINE LINE

CUMI CL 577+ LATEX SHEETS

Best ★★★★★

Features & Benefits

- Premium grains for consistent scratch patterns and a superior surface finish.
- Flexible, anti-slip paper for a secure grip while sanding.
- Special bond for improved performance and 20% better productivity.
- Recommended for automotive application.

Available Grit



New!



CUMI
SHINE LINE


CUMI CL 577 LATEX SHEETS

Better ★★★★★

Features & Benefits

- Delivers uniform surface finish with consistent scratch patterns.
- Flexible, anti-slip paper for a secure grip while sanding.
- Ideal for wood, walls, and auto-body.

Available Grit



CUMI
SHINE LINE

CUMI CL 577 MICROFINE SHEETS

Best ★★★★★

Features & Benefits

- Excellent surface finish & uniform scratch patterns due to premium grains.
- Flexible, tear-resistant paper suitable for curves & contours.
- Suitable for wet & dry sanding.
- Specially designed for automotive application.

Available Grit



CUMI
SHINE LINE

SANDING ROLLS

PAPER ROLLS

Perfect for sanding strips and grooves on wooden furniture, delivering an excellent finish.



CLOTH ROLLS





Versatile rolls, ideal for sanding all wood types and wall scraping with reliable performance.



FLEXIBLE ROLLS

Super-flexible cloth rolls, perfect for achieving a fine finish on wood surfaces.




ROLLS		PRODUCT SELECTION CHART							
Product	WOOD			WALL		METAL			
	Sanding Polishing	Contour Sanding	Finishing PU/ Melamine	Paint Stripping	Putty Sanding	De-Rusting	De-Burring	Paint Stripping	Hard Filler Sanding
									
Sandmaster NXT Cloth Roll	●	●		●	●	●	●	●	●
Concord NXT Roll	●	●		●	●	●	○	●	●
Appu Plus Cloth Roll	○	○		○	○	○	○	○	○
CUMI Flex Flexible Roll	○	○	○			○			
Sandmaster Paper Roll					●	○	○	○	●
Ajax RMC Roll	●	●		●	●	●	●	●	●
Jawan RMC Roll	●	●		●	●	●	●	●	●

● Most Suitable ○ Suitable



SANDING ROLLS



Scan to watch Video



Fast Cut



Excellent Finish



Good Grip & No Slip

CLOTH ROLLS

SAND MASTER NXT CLOTH ROLL

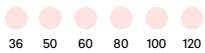
Best ★★★★★



Features & Benefits

- Sharp grains deliver fast sanding and a uniform finish.
- Unique grain-bond combination ensures improved area coverage.
- Special backing prevents breakage, enhances grip & foldability for contour sanding.
- Multi-use rolls: Ideal for wet & dry sanding on wood, wall scraping, and automobile bodywork.

Available Grit



36 50 60 80 100 120



WET & DRY

CONCORD NXT CLOTH ROLL


Better ★★★★★☆




Features & Benefits

- Multi-use rolls: Ideal for wood, wall scraping, and metal finishing.
- Tough grain-bond combination ensures better area coverage.
- Thicker backing provides enhanced grip and durability.

Available Grit



50 60 80 100 120



DRY

APPU PLUS CLOTH ROLL




Good ★★☆☆☆

Features & Benefits

- Sharp grains ensure fast cutting and high material removal.
- Special backing provides better grip for contour sanding.
- Tough bond minimizes grain shedding.

Available Grit



DRY

CUMI FLEX FLEXIBLE ROLL




Best ★★★★★

Features & Benefits

- Uniform grain coating ensures an excellent finish
- Enable flexible usage and better area coverage.
- Suitable for sanding curves & contours.

Available Grit



New & Improved!



WET & DRY

PAPER ROLLS

SANDMASTER PAPER ROLL




Best ★★★★★

Features & Benefits

- Improved technology for non-loading.
- Tough grains for fast action & high material removal.
- Strong paper backing suitable for strip sanding.

Available Grit



New & Improved!



DRY

RMC ROLLS

AJAX RMC ROLL

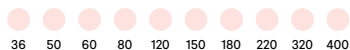


Best ★★★★★

Features & Benefits

- Recommended for light stock removal and excellent surface finish.
- Flexible cloth backing and special bond enables contour sanding on wood.
- Best for plywood and furniture sanding.

Available Grit



DRY

JAWAN RMC ROLL




Best ★★★★★

Features & Benefits

- Recommended for light stock removal and excellent surface finish.
- Flexible cloth backing and special bond enables contour sanding on wood.
- Best for plywood and furniture sanding.

Available Grit



DRY

SANDING DISCS

IDC DISCS

Individually coated discs designed for targeted performance, ensuring fast sanding and perfect for to-and-fro motion.



FIBRE DISCS

Jumbo coated discs provide consistent sanding performance and a uniform finish, with an enhanced product life.



DISC		PRODUCT SELECTION CHART							
Product	WOOD			WALL		METAL			
	Camfering	Sanding Flat Stock Wood	Sanding Filler	Paint Stripping	Putty Sanding	De-Rusting	De-Burring	Grinding MS / SS	Paint Stripping
									
Jawan Disc	●	●		○		○	○		○
Sandmaster Plus Disc	●	●		○					
Concord Disc	●	●		○		○			
Tezz Disc	●	●		○					
Shakti Fibre Disc	●	●		○					
Sandmaster NXT Disc	●	●		●		○	○		○
Concord Plus	●	●		●		○	○		○
Tezz Plus	●	●		●		○	○		○
Concord Flap Disc						●	●	●	
Jawan Wall Sanding Disc					●				
Concord Wood Sanding Disc		●	●						
Tezz Dry Sanding Disc		●	●						

● Most Suitable ○ Suitable



SANDING DISCS



Uniform
Perfect Finish



Fast Action



No Black
Marks

JUMBO FIBRE DISCS

JAWAN FIBRE DISC

Best ★★★★★

Features & Benefits

- Fully coated disc with sharp grains for fast cutting and a premium finish on both soft and hard woods.
- Designed with special thick fiber and increased grain density for up to **20%*** better area coverage.
- Special non-loading design minimizes dust and prevents black marks, making it ideal for premium woods.
- Suitable for all wood, plywood, and composite applications.

Available Grit



24 36 50 60 80 100 120

Available Size



4 inch 5 inch 7 inch




SANDMASTER PLUS FIBRE DISC

Better ★★★★★☆

Features & Benefits

- Sharper grains provide up to **30%** better area coverage compared to standard competitor discs.
- Cross Lock Technology reduces vibration for more comfortable sanding.
- Flexible backing for sanding curves and contours.

Available Grit




36 50 80 100 120

Available Size



5 inch



New!



CONCORD FIBRE DISC


Better 



Features & Benefits

- Fully coated disc with sharp grains provide a fast cut with a uniform finish.
- Special non-loading design prevents dust and black marks.
- Flexible backing allows sanding on curves and contours.

Available Grit



Available Size



TEZZ FIBRE DISC

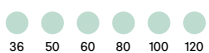
Good 



Features & Benefits

- Fully coated disc with sharp grains provide a fast cut with a uniform finish.
- Special non-loading design prevents dust and black marks.
- Flexible backing allows sanding on curves and contours.

Available Grit



Available Size



SHAKTI FIBRE DISC


Good 



Features & Benefits

- Sharp grains ensure fast sanding & uniform finish.
- Flexible backing makes it suitable for curves & contours.
- Special non-loading design, ideal for all types of wood.

Available Grit



Available Size



IDC DISC


SANDMASTER NXT IDC DISC

Best ★★★★★

Features & Benefits

- Designed for **20%*** faster performance and **20%*** better life.
- Sharp grains with increased content on thick fiber enhance performance.
- Unique cross-cut design fits tightly on the backup pad, minimizing vibration.

Available Grit



Available Size




CONCORD PLUS IDC DISC

Better ★★★★★☆

Features & Benefits

- Individually coated with tough grains to ensure fast & easy sanding.
- Strong backing ensures a uniform finish and better coverage.
- Special design minimizes dust & black marks.

Available Grit



Available Size




TEZZ PLUS IDC DISC

Better ★★★★★☆

Features & Benefits

- Individually coated with tough grains for fast and easy sanding.
- Strong backing ensures a uniform finish and better coverage.
- Special design minimizes dust and prevents black marks.

Available Grit



Available Size



FLAP DISC

CONCORD FLAP DISC

Better ★★★★★☆

Features & Benefits

- Tough grains for faster material removal, uniform finish.
- High strength bond & tough backup pad for enhanced safety.
- Innovative design with thicker cloth for extended product life.

Available Grit



Available Size





HOOK & LOOP DISCS



Uniform
Perfect Finish



Fast Action



Better Safety


JAWAN WALL SANDING DISC

Best ★★★★★


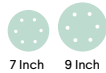
Features & Benefits

- Innovative design with **20%** thicker sticking cloth for better grip and safety during wall sanding.
- Sharp grains on flexible paper ensure a uniform, perfect finish.
- Special grain-bond combination maximizes area coverage for efficient sanding.

Available Grit



Available Size




CONCORD H&L DISC

Best ★★★★★


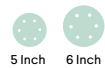
Features & Benefits

- Ideal for all woods- Special non-loading design prevents dust and black marks.
- Sharp grains ensure fast cutting and a uniform finish.
- Extra thick sticking cloth provides better grip and safety.

Available Grit



Available Size



TEZZ DRY SANDING DISC

Best ★★★★★

Features & Benefits

- Sharper grains and flexible bond ensures quick sanding and fine finish.
- Reduced dust clogging improves product life or better area coverage.
- Flexible backing for comfort and adaptability during use.

Available Grit



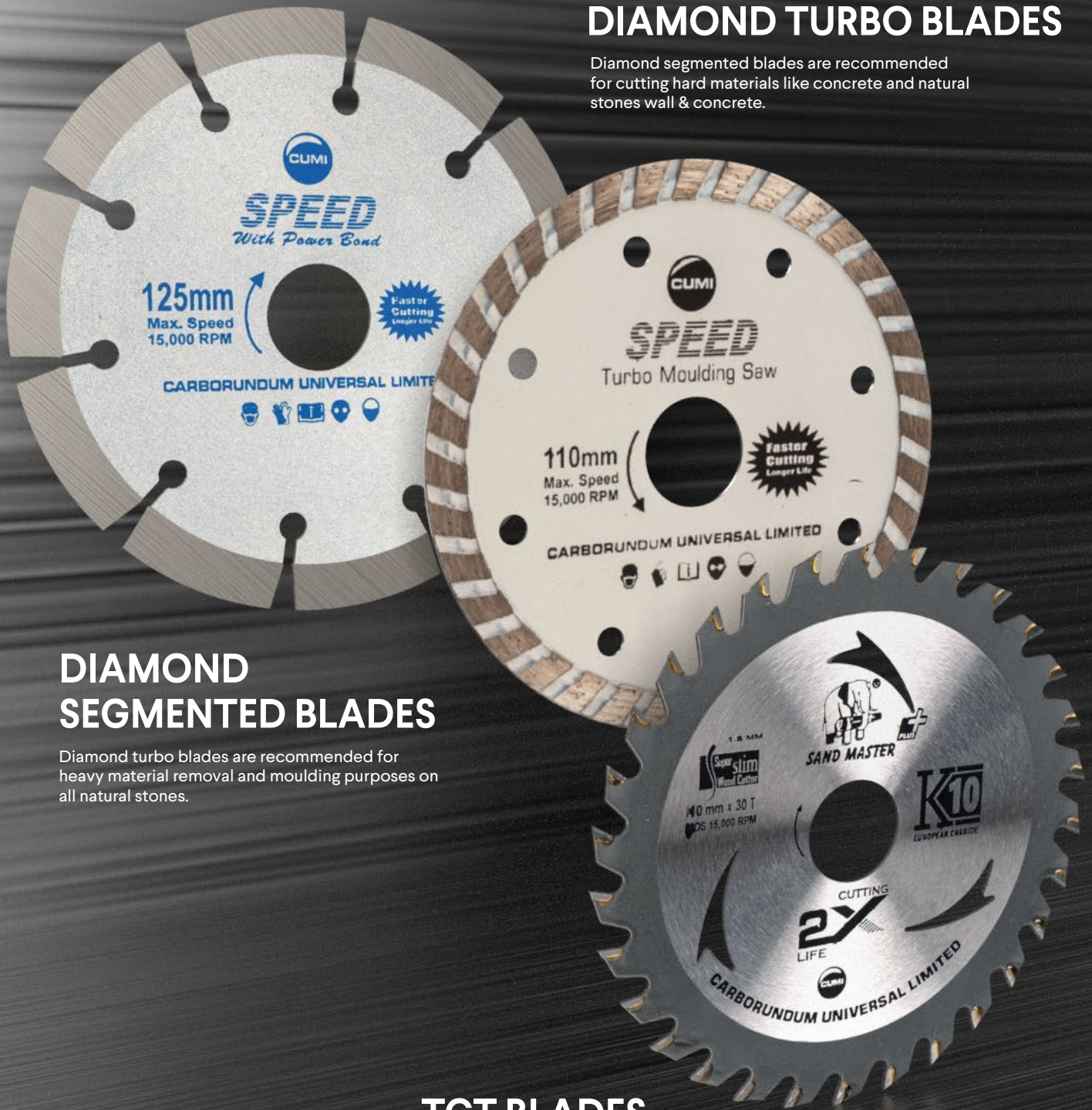
Available Size



CUTTING BLADES

DIAMOND TURBO BLADES

Diamond segmented blades are recommended for cutting hard materials like concrete and natural stones wall & concrete.



DIAMOND SEGMENTED BLADES

Diamond turbo blades are recommended for heavy material removal and moulding purposes on all natural stones.

TCT BLADES
















TCT Blades are made with tungsten carbide tips & precise cutting angles designed for chip-free cutting of wood, plywood, laminates, and MDF boards.

Product	NATURAL STONES						WALL & CONCRETE		TILES	
	Granite	Marble	Kota, Kadappa, Tandur	Sculpting	Moulding	Red/Wire-Cut Brick	Concrete/AAC Blocks	Concrete with TMT	Ceramic/Vit Tile/GVT	Italian Marble
										
Speed Segmented Blades 4/5"	●	●	●	●	●	●	●	●		
CUMI 500 RFT Blades 4"	●	●	●				●	●	●	
CUMI 500 RFT Blades 9 Segments- 4"	●	●	●				●	●	●	
Tezz All Rounder 4/5"	●	●	●			●	●	●		
Speed 500 Wall Specialist 5"	○	○	○			●	●	●		
Boxer Segmented Blades 4/5"		●				●	●	●		
Speed Diamond Turbo Segmented 8"				●	●					
Speed Ceramic Thin Turbo 4"									●	○
Speed Ceramic Narrow Cut 4"									●	●
Speed Core Drill	●	●	●			●	●	●		
Diamond Polishing Pads	●	●	●	●	●					

● Most Suitable ○ Suitable

BLADES

PRODUCT SELECTION CHART

Product	Soft Wood	Hard Wood	Commercial Plywood	Waterproof Plywood	Laminated Boards (1 Side)	Laminated Boards (2 Sides)	Veneer	MDF	HDF/HMR	Acrylic Sheets	Aluminium Profile	DTD Boards	DTD Boards with Melamine	DTD Boards with Veneer	PVC Profile
															
CUMI Premium Wood Cutter															
4/30T	●	○	●	●	●	●	●	●	●	●	●	●	●	●	●
5/30T	●	○	●	●	●	●	●	●	●	●	●	●	●	●	●
4/40T	●	○	●	●	●	●	●	●	●	●	●	●	●	●	●
5/50T	●	○	●	●	●	●	●	●	●	●	●	●	●	●	●
Sandmaster TCT															
4/30T	●	●	●	●	●	●	●	●	●	●	●	●	●	●	●
5/30T	●	●	●	●	●	●	●	●	●	●	●	●	●	●	●
4/40T	●	●	●	●	●	●	●	●	●	●	●	●	●	●	●
5/40T	●	●	●	●	●	●	●	●	●	●	●	●	●	●	●
4/12T	●	●	●	●	●	○	●	●	●	●	●	●	●	●	●
5/12T	●	●	●	●	●	○	●	●	●	●	●	●	●	●	●
Speed Premium TCT															
4/30T	●	○	●	●	●	●	●	●	●	●	●	●	●	●	●
5/30T	●	○	●	●	●	●	●	●	●	●	●	●	●	●	●
4/40T	●	○	●	●	●	●	●	●	●	●	●	●	●	●	●
5/50T	●	○	●	●	●	●	●	●	●	●	●	●	●	●	●

● Most Suitable ○ Suitable



CUTTING BLADES



Precise Cut



Better Safety



Fast & Smooth Action

STONE AND WALL CUTTING BLADES

SPEED SEGMENTED BLADES

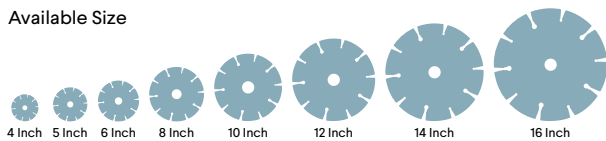
SPEED®

Best ★★★★★

Features & Benefits

- Best-in-class performance- Cuts 1 meter granite in just 35 secs!*
- Advanced hot press technology & higher diamond concentration delivers fast & smooth cutting till the end.
- High quality steel body ensures better safety.

Available Size



CUMI 500 RFT DIAMOND BLADE

**CUMI®
500 RFT**

Better ★★★★★☆

Features & Benefits

- Best-in-class life of 500+ running feet on 20 mm granite Fast & Smooth cutting action due to Advanced hot press technology & higher diamond concentration.
- One Blade, multi-use: Special design with 10 slim segments makes it suitable for multi-material application.

Available Size



4 Inch



*Based on our internal tests conducted at multiple locations in India. Results may vary according to test conditions & location.

CUMI 500 RFT BLADE

Better 

Features & Benefits

- Hot press technology & advanced bond delivers 500+ RFT* on stone with zero-chipping.
- Premium diamond grains ensures fast & smooth cut with less pressure on machine and hand.
- High quality steel body with 9 Segments for better safety & stability.

Available Size



4 Inch



New!



WET & DRY

CUMI
500 RFT

TEZZ ALL ROUNDER BLADE

Better 

Features & Benefits

- Single Blade Multi-Use: Cuts granite, marble, wall.
- Fast & Smooth Cutting premium diamond grains ensure smooth action.
- Long Life Special bond ensures better life.

Available Size



4 Inch 5 Inch



WET & DRY

TEZZ

SPEED 500 WALL SPECIALIST BLADE

Best 

Features & Benefits

- 500 RFT* Life on Brick Walls—Uniquely formulated CUMI's Glattcut™ Technology for 2X Life & Performance on any wall.
- Designed with superior grade diamond grits for 1.5X Faster Cut and minimum vibration.
- Thermally pressed wheel for better safety Safe to withstand aggressive cutting on wide span of machines complying to EN13236 safety norms.

Available Size



5 Inch



New!



WET & DRY

SPEED

BOXER SEGMENTED BLADES

Good 


Features & Benefits

- Specially developed with more diamond grits to ensure fast & chip-free cutting on wall substrates.
- Anti-Wear bond enhances blade life in Red Bricks.
- Universal segment design with 10mm segment height for friction-free cutting action.

Available Size



4 Inch 5 Inch 6 Inch



New!



WET & DRY

BOXER

SPEED DIAMOND TURBO SEGMENTED

SPEED®

Best ★★★★★

Features & Benefits

- Superior quality 100% Hot pressed wheels for high performance.
- Special turbo design allows for faster dry cutting.
- Designed for longevity and consistent cuts.

Available Size



8 Inch



SPEED CERAMIC THIN TURBO BLADE

SPEED®

Best ★★★★★

Features & Benefits

- Super Slim 1.2 mm thin turbo design for precise cuts.
- 100% hot-pressed wheels for fast and smooth cutting.
- Zero-chipping performance.
- Ideal for vitrified and ceramic tiles.

Available Size



4 Inch



SPEED CERAMIC NARROW CUT

SPEED®

Best ★★★★★

Features & Benefits

- Designed with advanced hot press technology for fast & smooth cutting.
- Zero-chipping performance.
- Enhanced product life for long-lasting action.
- Ideal for ceramic, vitrified and Italian marble.

Available Size



4 Inch



SPEED CORE DRILL

SPEED®

Better ★★★★★☆

Features & Benefits

- Monolithic body ensures stability for vibration-free drilling.
- High-concentration diamond bits for soft and smooth drilling.
- Enhanced durability for long-lasting performance.

DIA	THT (T)	BORE
6-75	-	M10
6-75	-	6mm



DIAMOND POLISHING PAD

SPEED®

Best ★★★★★

Features & Benefits

- Special turbo design with bigger diamond grits for a quick and deep polish on granite, marble, and concrete.
- Hi-tech synthetic polymer bond ensures a smooth and high-quality finish.
- Enhanced product life for extended use.

DIA	THT (T)	BORE
6-75	-	M10

Available Size



3.9 Inch



WOOD CUTTING BLADES

CUMI PREMIUM WOOD CUTTER


CUMI

Best ★★★★★

Features & Benefits

- Premium TCT blades for enhanced performance & prolonged life on waterproof plywood.
- Ideal for all types of wood.
- Super slim 1.6 mm kerf for fast, chip-free cutting.
- Just cut & fit-No planing or rework required.

Available Size



4 Inch 5 Inch (30 T & 40 T)



New!

SANDMASTER TCT BLADES

Best ★★★★★

Features & Benefits

- Tough K10-origin carbide teeth enhances life & performance on waterproof plywood, hardwood, softwood & laminate boards.
- Robotic precision teeth with perfect cutting angles delivers chip-free cut till the end.
- Just Cut & Fit-Saves you from rework!

Available Size



4 Inch 5 Inch (30 T & 40 T)



SAND MASTER

SPEED PREMIUM TCT BLADES

SPEED®

Better ★★★★★☆

Features & Benefits

- Tough carbide teeth ensures longer performance on commercial plywood.
- Robotic precision teeth with perfect cutting angles delivers chip-free cut till the end.
- Super slim body ensures 1.5 mm kerf for precise cuts & prevents material wastage- Just Cut & Fit!


Available Size



4 Inch 5 Inch 7 Inch (30 T & 40 T) (40 T & 60 T)



CUTTING WHEELS



CHOPSAW WHEELS

Chopsaw wheels cut stainless and mild steel with ease. They are available in single and double net variants. Single net chopsaws ensure fast cutting, while double net Chopsaws provide more cuts and increased safety. Double net chopsaw is advised for belt drive machines; Both single and double net work on regular chopsaw machines.
















ULTRA-THIN WHEELS

Ultra thin cutting wheels effortlessly cut stainless and mild steel. They come in single net and double net options. Single net wheels are ideal for fast cutting, while double net wheels offer more cuts and enhanced safety.


CUTTING WHEELS

PRODUCT SELECTION CHART

Product	MATERIAL												
	Net	SS Pipe	SS Sheet	SS Rod	SS Square Tube	MS Pipe	MS Sheet	MS Rod	TMT Rod	MS Flat	MS Channel	MS Beam	MS Square Tube
													
CUMI Green 2 Net UTW 4,5"	2	●	●	●	●	●	●	●					●
Tezz Inox UTW 4"	1	●	●	●	●	●	●	●					●
CUMI Zon Red UTW 4"	2	○	○	○	○	●	●	●					●
CUMI Abrasive Black UTW 4"	1	○	○	○	○	●	●	●					●
Concord UTW 4"	1	○	○	○	○	●	●	●					●
CUMI Green Chopsaw DF 14"	2	●		●	●	●		●	○	●	●	●	●
CUMI Green - Inox Chopsaw SF 14"	1	●		●	●	●		●	○	●	●	●	●
Tezz Inox 14"	1	●		●	●	●		●	○	●	●	●	●
CUMI Chopsaw 14"	1	○		○	○	●		●	●	●	●	●	●
Samurai Chopsaw 14"	1	○		○	○	●		●	●	●	●	●	●
CUMI Rapid Cut CW09 SF 14"	1	○		○	○	●		●	●	●	●	●	●
CUMI Zon Red Chopsaw 14"	2	○		○	○	●		●	●	●	●	●	●
CUMI Chopsaw CW333 DF 14"	2	○		○	○	●		●	●	●	●	●	●
CUMI NXT Chopsaw DF		○		○	○	●		●	●	●	●	●	●

For Belt Drive Machine, Double Net Chopsaw is recommended
 On Regular Chopsaw Machine, Both Single Net & Double Net Chopsaws can be used

● Most Suitable ○ Suitable



CUTTING WHEELS



More Cuts
Per Wheel

EN
12413

Better
Safety



Fast &
Smooth Cuts

ULTRA THIN WHEELS

CUMI GREEN 2 NET ULTRA THIN WHEEL

CUMI

Best ★★★★★

Features & Benefits

- Premium grains for fast and precise cuts.
- Designed with a strong resin bond for more cuts/wheels.
- High-density double-fabric mesh enhances safety & stability.
- No corrosion on the job-Best suited for stainless steel.

DIA	THT (T)	BORE
107	1	16
125	1	22.23

Available Size



TEZZ INOX ULTRA THIN WHEEL

TEZZ
INOX

Better ★★★★★

Features & Benefits

- Designed with strong fibre mesh for fast cuts on high-speed machines.
- No corrosion on the job-Best suited for stainless steel.
- Self-cooling adhesive ensures less dust & burn-free cutting.

DIA	THT (T)	BORE
107	1	16
125	1	22.23

Available Size



CUMI ZON RED ULTRA THIN WHEEL

Better ★★★★★

CUMI
ZON

Features & Benefits

- Fast & smooth cutting action due to premium grains.
- Sharper grains deliver more cuts per wheel.
- Double fabric mesh ensures safety & stability.

DIA	THT (T)	BORE
107	1	16

Available Size



4 Inch



CUMI BLACK ULTRA THIN WHEEL

Better ★★★★★

CUMI

Features & Benefits

- Strong grains ensure fast-cutting action.
- Special resin bond enhances sturdiness & reduces dust fumes.
- Designed with strong double fabric for better safety & stability.

DIA	THT (T)	BORE
107	1	16

Available Size



4 Inch



CONCORD ULTRA THIN WHEEL

Good ★★★★★

Concord

Features & Benefits

- Strong grains that deliver more cuts per wheel.
- Self-cooling adhesive ensures less dust & minimizes burn marks.
- Enhanced safety due to double fabric mesh.

DIA	THT (T)	BORE
107	1	16

Available Size



4 Inch



CHOPSAW

CUMI GREEN CHOPSAW DF

Best ★★★★★

CUMI

Features & Benefits

- Premium grains for precise cuts.
- Designed with a strong resin bond for more cuts/wheels.
- No corrosion on the job-Best suited for stainless steel.
- Recommended for heavy-duty belt drive chop saw machines.

DIA	THT (T)	BORE
350	3	25.4



CUMI GREEN-INOX CHOPSAW SF

CUMI

Better ★★★★★

Features & Benefits

- Fast & smooth cutting action due to premium grains & special bond.
- Innovative design delivers more cuts per wheel.
- No corrosion on the job-Best suited for stainless steel.

DIA	THT (T)	BORE
355	2.8	25.4



TEZZ INOX CHOPSAW

TEZZ
INOX

Better ★★★★★

Features & Benefits

- Premium grains ensure straight cuts with minimum burr formation.
- Special bond ensures fast & smooth cutting.
- Best suited for stainless steel, with no corrosion on the job.

DIA	THT (T)	BORE
350	2.8	25.4



CUMI CHOPSAW SF

CUMI

Best ★★★★★

Features & Benefits

- Best-in-class cutting performance.
- Fast and smooth action enhances machine life and reduces maintenance needs.
- Sharper grains deliver more cuts per wheel.
- Sturdy fibre mesh for fast cut & no burr formation.

DIA	THT (T)	BORE
350	2.8	25.4



SAMURAI CHOPSAW SF

SAMURAI

Best ★★★★★

Features & Benefits

- Designed with strong fibre mesh, suitable high-speed machines.
- Fast and smooth action enhances machine life and reduces maintenance needs.
- Self-cooling adhesive prevents burn marks.

DIA	THT (T)	BORE
350	2.8	25.4



CUMI RAPID CUT CW09 SF

CUMI

Better ★★★★★☆

Features & Benefits

- Fast & smooth cutting action due to premium grains.
- High-density fibre mesh ensures better safety & stability.
- Suitable for multi-metal applications, MS, SS & TMT Bars.

DIA	THT (T)	BORE
355	3	25.4



CUMI NXT CHOPSAW DF

CUMI

Best ★★★★★

Features & Benefits

- Designed for superior performance with premium grains for precise cuts and increased cut count.
- Self-cooling adhesive prevents burn marks during operation.
- Sturdy double fabric mesh enhances safety and is suitable for belt-driven machines.

DIA	THT (T)	BORE
355	3	25.4



CUMI ZON RED CHOPSAW

CUMI
ZON

Better ★★★★★☆

Features & Benefits

- Fast & smooth cutting action due to premium grains & special bond.
- Sharper grains deliver more cuts per wheel.
- Strong double-fabric mesh enhances safety, ideal for belt-driven machines.

DIA	THT (T)	BORE
355	3	25.4



CUMI CHOPSAW CW333 DF

CUMI

Better ★★★★★☆

Features & Benefits

- Specially designed with premium grains for heavy metal cutting. Sturdy double fabric mesh ensures better safety.
- Suitable for belt-driven machines.
- Self-cooling adhesive prevents burn marks.

DIA	THT (T)	BORE
350	3	25.4






COMPLETE
**ABRASIVE
SOLUTIONS**

FOR CONSTRUCTION
& WOODWORK

For Orders, Scan and
Download CUMI Connect App



CARBORUNDUM UNIVERSAL LIMITED



CARBORUNDUM UNIVERSAL LIMITED

CARBORUNDUM UNIVERSAL LIMITED
Abrasives Marketing Division,
No 2, N.S.C Bose Road, 4th Floor, Dare House Extension,
Chennai- 600001.
Email: concareabr@cumi.murugappa.com
Website: www.cumiabrasives.com



Toll-Free Number:
1800 3000 1131



/CumiAbrasives



Visit Our Website